

The WHISPER is an "amateur built" NTCA aircraft. (non type certified)

The builder is the manufacturer of the aircraft.

To assist with your manufacturing process we offer a construction manual and some of the parts required to complete your aircraft.

Two packages are available:

1) Basic

2) Fast build

UPDATED

2009/11/05

(note: neither of the above are full component kits and builders will need to source or manufacture certain components themselves)

Disclaimer

1)The Whisper is an "amateur built" aircraft assembled by the builder under conditions beyond the control of Whisper Aircraft and as such the airworthiness of the aircraft is the responsibility of the builder.

2) The "suitability for use in an aircraft" of all components in the Whisper (including parts supplied by Whisper Aircraft) is the responsibility of the builder.

Prices exclude 14% VAT

Prices exclude packing / shipping

Prices in ZAR unless specified otherwise

1) INFO PACKAGE

| P/N or pg in manual | DESCRIPTION | QTY | Price ea | Price |
|---------------------|--|-----|----------|--------|
| WA-101 | Info Pack -14GB supplied on USB memory stick (included). | 1 | | 1315.8 |

Conditions: 1) Information in info package may not be utilised for construction of an aircraft or parts thereof.

2) If customer wishes to build an aircraft then a basic package must be purchased. (Cost of info pack less memory stick price will be deducted from the price).

Note: Prices listed below are international selling prices. South African customers qualify for a discount - enquire

2) BASIC PACKAGE

(Build time approximately 1000hrs)

Basic package



| P/N or pg in manual | DESCRIPTION | QTY | Price ea | Price |
|---------------------|-----------------------|-----|----------|-------|
| WC-101 | Top fuselage half | 1 | | 0 |
| WC-101a | Canopy hinge cover | 1 | | 0 |
| WC-102 | Lower fuselage half | 1 | | 0 |
| WC-102a | Left gear cover pair | 2 | | 0 |
| WC-102b | Right gear cover pair | 2 | | 0 |
| WC-301 | Fin spar fwd | 1 | | 0 |
| WC-302 | Fin spar rear | 1 | | 0 |
| WC-106 | Top cowl | 1 | | 0 |
| WC-106a | Left cowl flap cover | 1 | | 0 |
| WC-106b | Right cowl flap cover | 1 | | 0 |
| WC-107 | Lower cowl | 1 | | 0 |
| WC-110 | Seat module | 1 | | 0 |
| WC-110a | Left seat back cover | 1 | | 0 |









| | | | |
|------------|-------------------------------------|---|--------------|
| WC-110b | Right seat back cover | 1 | 0 |
| WC-110c | Left forward cover | 1 | 0 |
| WC-110d | Right forward cover | 1 | 0 |
| WC-115 | Glare shield | 1 | 0 |
| WC-115a | Left cover | 1 | 0 |
| WC-115b | Right cover | 1 | 0 |
| WC-118 | Canopy Frame | 1 | 0 |
| WC-119 | Carry thru spar planks | 2 | 0 |
| WC-401 | Wheel spat | 2 | 0 |
| WC-303 | Fin rib upper | 1 | 0 |
| WC-304 | Fin rib lower | 1 | 0 |
| WC-305 | Fin skin left | 1 | 0 |
| WC-306 | Fin skin right | 1 | 0 |
| WC-307 | Hor tail spar shear web | 1 | 0 |
| WC-308 | Rudder spar shear web | 1 | 0 |
| WA-000-DOC | Construction manual | 1 | 65550 |
| WA-000-DOC | CD's with construction pics and DVD | 2 | 0 |
| WS-402 | Undercarriage legs | 2 | 0 |
| WS-403 | Steel backing channel for u/c | 1 | 0 |
| WH-404 | U/C attach bolts | 6 | 0 |
| WC-002 | Ampreg 22 resin (12.5kg) | 1 | 0 |
| WC-003 | Slow hardener (3.5kg) | 1 | 0 |
| WC-004 | 280g glass (10m) | 1 | 0 |
| WC-005 | 195g glass (10m) | 1 | 0 |
| WC-006 | cotton flox (1kg) | 1 | 0 |
| WC-007 | micro balloons (1kg) | 1 | 0 |
| WW-008 | 6mm birch ply (sheet 8*4) | 1 | 0 |
| WS-121 | stainless for firewall | 1 | 0 |
| | TOTAL | | 65550 |

Additional items required









(note: The items below are normally manufactured by the builder. Whisper Aircraft does from time to time have batches of popular components manufactured and when available the selling prices are as shown below). Enquire about current stock levels.







| P/N or pg in manual | DESCRIPTION | QTY | Price ea | Price |
|---------------------|---|-----|----------|--------|
| HT19/HT26 | hor stab bushes,pins,nuts (set of 2) | | | 527.85 |
| |  | | | |
| HT24 | hor stab frt attach weldment & bolts | | | 506 |
| |  | | | |
| HT25 | hor stab attach backing plate | | | 28.75 |
| HT34.1/ 34.2/ 34.3 | elev bellcrank,hook ups &bushes | | | 1197.2 |
| |  | | | |

| | | | | |
|--|---|--|--|--------|
| |  | | | |
| SB2 | elevator roller plates (set) | | | 95.45 |
| |  | | | |
| R8 / R6 | rudder hinge weldments & bushes | | | 1070.7 |
| |  | | | |
| R9 | bottom rudder hinge backplate | | | 28.75 |
| R10 | top rudder hinge backplate | | | 28.75 |
| R11 | rudder horn | | | 556.6 |
| |  | | | |
| FN4 | elevator mass balance arm pair | | | 172.5 |
| |  | | | |
| FN9 | elevator cable pulley bkt | | | 132.7 |
| |  | | | |
| FN5 | spacers for FN4 (set of 2) | | | 151.8 |
| W36.2 | aileron horn (set of 2) | | | 184 |
| 2m extrusion supplied - use for top canopy pivots and camlock brkts |  | | | |
| W44 | rear wing attach tube (thru fus) | | | 506 |
| |  | | | |
| CT10 | wing pin pair with extension, bushes and nut | | | 1508 |
| |  | | | |
| FC3 | rudder pedals (set of 2) one with toe brakes (excludes master cylinders) | | | 3352.3 |
| |  | | | |

| | | | | |
|--|---|--|--|--------|
| |  | | | |
| FC3NEW (excludes master cylinders and hardware) |  | | | 4442 |
| FC4 | teflon tube for cable guides (6m) | | | 796.95 |
| |  | | | |
| FC4.1 | cable junction plates (set of 4) | | | 88.55 |
| |  | | | |
| FC5 | master cyl bracket + levers (set) [not reqd if using toe brakes] | | | 196.65 |
| FC13L (Not reqd if using FC13S) | spoiler lever set (linear actuation) | | | 2309.2 |
| |  |  | | |
| FC13S (Not reqd if using FC13L) | Spoiler lever set (Simplified) | | | 1127 |
| |  |  | | |
| | includes levers + torque tube with ends | | | |

| | | | | |
|------|---|--|--|--------|
| SP10 | Spoiler plates (specify 12m or 16m wing) - price for a pair | | | 516.35 |
| |  | | | |
| SP4 | spoiler hinge plate (46mm wide - 1mm alu) - pair | | | 360 |
| FC20 | seat belt attach points (set of 6) | | | 188.6 |
| |  | | | |
| FC29 | joystick assy (replaces FC29-31) | | | 1263.9 |
| |  | | | |
| FC32 | ail pushrod ends (set of 8) | | | 368 |
| |  | | | |
| FC33 | ail/spoiler tubes set (3 off 6m lengths) | | | 664.7 |
| FC34 | aileron / spoiler bushes (set of 20) | | | 415.15 |
| |  | | | |
| SP3 | spoiler torque tube ends (set of 2) | | | 161 |
| |  | | | |
| FC35 | aileron bellcrank assy (set of 2) | | | 1619.2 |
| |  | | | |

| | | | | |
|------------------------------------|---|--|--|--------|
| FT1/FT10 | fuel tank with threaded cap, support tube and support angle | | | 3105 |
| |  | | | |
| FC37 | Cockpit floor (composite) | | | 1200 |
| FN21 | pitot and static tube (stainless) | | | 234.6 |
| CP1 | canopy latch pivot brkt(set of 2) | | | 110.4 |
| |  | | | |
| CP4 | canopy pin bushes (set of 8) | | | 302.45 |
| |  | | | |
| CP2 | canopy latch handle (set of 2) | | | 116.15 |
| |  | | | |
| CP5 (not applicable if using CP5B) | Canopy arms (2 pieces 600mm) | | | 80.5 |
| |  | | | |
| CP5B (not applicable if using CP5) | Canopy arms (2 pieces 600mm) | | | 907 |
| |  | | | |
| | This system uses bungees to assist in opening of the canopy | | | |
| CP9 | Stepped bushes (for 6mm bolt presses into 7.9mm hole) can be reamed to 1/4" | | | 6 |
| CP9.1 | 6mm nylon washer | | | 1 |
| |  | | | |
| CP10 | canopy left and right pair | | | 7250.8 |
| EC1VW | Aerovee engine mount | | | 4554 |
| |  | | | |

| | | | | |
|--|---|----------------------------|--|--------|
| |  | | | |
| EC1JB4 | Jabiru mount (4 cyl) | | | 4554 |
| EC1JB6 | Jabiru mount (6 cyl) | | | 4554 |
| |  | | | |
| | | | | |
| | | | | |
| | | | | |
| EC1RX | Rotax mount with rubbers | | | 8500.8 |
| EC1RXR | Rotax engine mount ring | | | 2213.8 |
| UC5 / UC9 | Main & tail u/c clamp plates | | | 195.5 |
| |  | | | |
| | | | | |
| | | | | |
| | | | | |
| UC3 | Aluminium tube on gear leg for brake tube | | | 34 |
| UC10F | Unlocking tailwheel with tailspring complete (complete assy) | (now with sealed bearings) | | 2191 |
| |  | | | |
| | | | | |
| | | | | |
| | | | | |
| | | | | |
| | | | | |
| UC11 | Wheel spat mounting brkt set (brake calipers must face forward) | | | 345 |
| |  | | | |
| | | | | |
| | | | | |
| | | | | |
| | | | | |
| | | | | |
| NW1 (weldment) | Nose wheel assy | | | 3220 |
| NW2 (rim, tyre & tube) |  | | | 805 |
| (not applicable if building taildragger !) | | | | |
| | | | | |
| | | | | |
| WR3 | Wing root fillets (full set with ribs) | | | 3307 |



| | | | | |
|------|---------------------------|--|--|------|
| SP11 | Moulded spoilers (pair) | | | 966 |
| SP12 | Spoiler frt plates (pair) | | | 504 |
| W50 | Moulded wingtips (pair) | | | 1200 |



| | | | | |
|------|---------------|--|--|-----|
| HT50 | Stab fairings | | | 550 |
|------|---------------|--|--|-----|



| | | | | |
|---|--|--|--|-----|
| UNDERCARRIAGE COMPONENTS FROM GROVE AIRCRAFT (obtain direct from Grove (or Aircraft Spruce) or other supplier) | | | | USD |
|---|--|--|--|-----|







| | | | | |
|------------------|-------------------------|---|--------|-------|
| | | | | |
| | | | | |
| | | | | |
| | | | | |
| | | | | |
| | | | | |
| 50-1A | 500-5 wheel / brake set | 1 | | 567 |
| 5018 | axle | 2 | 57.75 | 115.5 |
| 5510 or 06-11800 | axle nut | 2 | 10.95 | 21.9 |
| 5710 | axle spacer | 4 | 5.20 | 20.8 |
| 675-1 | master cylinder | 2 | 159.00 | 318 |
| 5801 | axle bolt kit | 1 | 4.45 | 4.45 |

1047.7

website:
<http://groveaircraft.com>

MATERIALS TO BUILD WINGS

| | | | | |
|------------------------|--|----|--------|--------|
| W1 | templates (includes rudder and stab) | 1 | | 966 |
| W10 | wing polystyrene (for both wings) (excl shipping from factory) preferably purchase foam locally to save on shipping costs | 1 | | 4226.3 |
| W16.1 | teflon bushes wing (set of 24) | 24 | 17.30 | 415.15 |
| | 280gsm 2*2 twill fibreglass | 10 | 19.78 | 197.8 |
| | 195gsm plain fibreglass | 35 | 37.42 | 1309.9 |
| | Resin | 50 | 99.02 | 4950.8 |
| | Hardener | 14 | 166.59 | 2332.2 |
| | 500gsm UD fibreglass | 90 | 24.19 | 2177 |
| | 410gsm bi-axial fiberglass | 34 | 15.29 | 519.8 |
| | Micro balloon filler | 3 | 142.22 | 426.65 |
| | Cotton Flox | 1 | 79.35 | 79.35 |
| OPTIONAL EXTRAS | | | | |
| CT1 | Completed carry thru spar - customer to supply spar planks from basic kit and wing pins and bushes | | | 3335 |
| EC10 | Spinner and backplate (composite) 10" or 12" (specify) | | | 683.1 |
| UP1 | Basic upholstery kit (seat cushions, stick cover, baggage compartment and head rests in Bull Denim) | | | 1,932 |
| TR1 | Custom Whisper Trailer (galvanized and road ready but un-registered) | | | 33,593 |
| HT1 | Horizontal stab (structurally complete without elevator separated) | | | 5548.8 |
| _R1 | Rudder - customer supplies hinges and horn | | | 3902 |
| W2 (Glider) | Structurally complete set of wings (without ailerons separated or spoiler) | | | 57845 |
| W2 (Express) | Structurally complete set of wings (without ailerons separated or spoiler) | | | 54845 |
| FC40 | Arm rest moulding pair | | | 1450 |
| |  | | | |
| DJ1 | Drilling jig for piano hinges | | | 428.95 |
| |  | | | |
| | | | | |
| | | | | |

| | | | | |
|-----|---|--|--|-------|
| | | | | |
| TS1 | Whisper T shirt (S,M,L&XL) | | | 86.25 |
| |  | | | |
| | | | | |
| | | | | |
| | | | | |
| CAP | Whisper Cap | | | 86.25 |
| |  | | | |
| | | | | |
| | | | | |
| | | | | |

3) FAST BUILD PACKAGE

(Build time approximately 500hrs)

Prices **exclude** 14% VAT (applicable to South African Buyers)

Prices **exclude** packing / shipping

Prices in ZAR unless specified otherwise

Fast build package









factory built wings and empennage fitted to fuselage,
firewall complete, undercarriage legs attached and all bulkheads complete

| P/N or pg in manual | DESCRIPTION | QTY | Price ea | Price |
|---------------------|-------------------------------------|-----|----------|--------|
| WC-101 | Top fuselage half | 1 | | 0 |
| WC-101a | Canopy hinge cover | 1 | | 0 |
| WC-102 | Lower fuselage half | 1 | | 0 |
| WC-102a | Left gear cover pair | 2 | | 0 |
| WC-102b | Right gear cover pair | 2 | | 0 |
| WC-301 | Fin spar fwd | 1 | | 0 |
| WC-302 | Fin spar rear | 1 | | 0 |
| WC-106 | Top cowl | 1 | | 0 |
| WC-106a | Left cowl flap cover | 1 | | 0 |
| WC-106b | Right cowl flap cover | 1 | | 0 |
| WC-107 | Lower cowl | 1 | | 0 |
| WC-110 | Seat module | 1 | | 0 |
| WC-110a | Left seat back cover | 1 | | 0 |
| WC-110b | Right seat back cover | 1 | | 0 |
| WC-110c | Left forward cover | 1 | | 0 |
| WC-110d | Right forward cover | 1 | | 0 |
| WC-115 | Glare shield | 1 | | 0 |
| WC-115a | Left cover | 1 | | 0 |
| WC-115b | Right cover | 1 | | 0 |
| WC-118 | Canopy Frame | 1 | | 0 |
| WC-119 | Carry thru spar planks | 2 | | 0 |
| WC-401 | Wheel spat | 2 | | 0 |
| WC-303 | Fin rib upper | 1 | | 0 |
| WC-304 | Fin rib lower | 1 | | 0 |
| WC-305 | Fin skin left | 1 | | 0 |
| WC-306 | Fin skin right | 1 | | 0 |
| WC-307 | Hor tail spar shear web | 1 | | 0 |
| WC-308 | Rudder spar shear web | 1 | | 0 |
| WA-000-DOC | Construction manual | 1 | | 173075 |
| WA-000-DOC | CD's with construction pics and DVD | 2 | | 0 |
| WS-402 | Undercarriage legs | 2 | | 0 |
| WS-403 | Steel backing channel for u/c | 1 | | 0 |
| WH-404 | U/C attach bolts | 6 | | 0 |
| CT | Completed carry thru spar | 1 | | 0 |
| HT | Horizontal tail | 1 | | 0 |
| R | Rudder | 1 | | 0 |
| HT19 | hor stab bushes (set of 2) | 2 | | 0 |
| HT24 | hor stab frt attach weldment | 1 | | 0 |
| HT25 | hor stab attach backing plate | 1 | | 0 |
| HT26 | hor stab attach pins (set of 2) | 2 | | 0 |
| R8 | rudder hinge weldments (set of 4) | 4 | | 0 |
| R6 | rudder hinge bushes (set of 2) | 2 | | 0 |
| R9 | bottom rudder hinge backplate | 1 | | 0 |




| | | | |
|--------|------------------------------------|---|---------------|
| R10 | top rudder hinge backplate | 1 | 0 |
| R11 | rudder horn | 1 | 0 |
| W44 | rear wing attach tube (thru fus) | 1 | 0 |
| | wing pin | 2 | 0 |
| CT10 | wing pin bushes | 4 | 0 |
| | wing bush | 2 | 0 |
| Labour | Assembly to fast build stage | 1 | 0 |
| | | | 0 |
| | | | 0 |
| | TOTAL | | 173075 |
| | (subtract R3000 for Express wings) | | |








Additional items required







(note: The items below are normally manufactured by the builder. Whisper Aircraft does from time to time have batches of popular components manufactured and when available the selling prices are as shown below). Enquire about current stock levels.


| P/N or pg in manual | DESCRIPTION | QTY | Price ea | Price |
|---|---|-----|----------|--------|
| HT34.1/ 34.2/ 34.3 | elev bellcrank, hook ups & bushes | | | 1197.2 |
| |  | | | |
| | | | | |
| | | | | |
| | | | | |
| SB2 | elevator roller plates (set) | | | 95.45 |
| |  | | | |
| | | | | |
| | | | | |
| | | | | |
| FN4 | elevator mass balance arm pair | | | 172.5 |
| |  | | | |
| | | | | |
| | | | | |
| | | | | |
| FN9 | elevator cable pulley bkt | | | 135.7 |
| |  | | | |
| | | | | |
| | | | | |
| | | | | |
| FN5 | spacers for FN4 (set of 2) | | | 151.8 |
| W36.2 | aileron horn (set of 2) | | | |
| 2m extrusion supplied - use for top canopy pivots and camlock brkts |  | | | 184 |
| | | | | |
| | | | | |
| FC3 | rudder pedals (set of 2) one with toe brakes (excludes master cylinders) | | | 3352.3 |
| |  | | | |
| | | | | |
| | | | | |
| | | | | |

| | | | |
|--|---|--|--------|
| FC3NEW (excludes master cylinders and hardware) |  | | 4442 |
| FC4 | teflon tube for cable guides (6m) |  | 796.95 |
| FC4.1 | cable junction plates (set of 4) |  | 88.55 |
| FC5 | master cyl bracket + levers (set) [not reqd if using toe brakes] | | 196.65 |
| FC13L (Not reqd if using FC13S) | spoiler lever set (linear actuation) | | 2309.2 |
|  |  | | |
| FC13S (Not reqd if using FC13L) | Spoiler lever set (Simplified) |  | 1127 |
| SP10 | Spoiler plates (specify 12m or 16m wing) - price for a pair |  | 516.35 |

| | | | | |
|----------|---|---|--|--------|
| |  | | | |
| SP4 | spoiler hinge plate (46mm wide - 1mm alu) - pair | | | 360 |
| FC20 | seat belt attach points (set of 6) |  | | 188.6 |
| FC29 | joystick assy (replaces FC29-31) |  | | 1263.9 |
| FC32 | ail pushrod ends (set of 8) |  | | 368 |
| FC33 | ail/spoiler tubes set (3 off 6m lengths) | | | 664.7 |
| FC34 | aileron / spoiler bushes (set of 20) |  | | 415.15 |
| SP3 | spoiler torque tube ends (set of 2) |  | | 161 |
| FC35 | aileron bellcrank assy (set of 2) |  | | 1619.2 |
| FT1/FT10 | fuel tank with threaded cap, support tube and support angle |  | | 3105 |

| | | | | |
|------------------------------------|---|--|--|--------|
| |  | | | |
| FC37 | Cockpit floor (composite) | | | 1200 |
| FN21 | pitot and static tube (stainless) | | | 234.6 |
| CP1 | canopy latch pivot brkt(set of 2) | | | 110.4 |
| |  | | | |
| CP4 | canopy pin bushes (set of 8) | | | 302.45 |
| |  | | | |
| CP2 | canopy latch handle (set of 2) | | | 116.15 |
| |  | | | |
| CP5 | Canopy arms (2 pieces 600mm) | | | 80.5 |
| |  | | | |
| CP5B (not applicable if using CP5) |  | | | 907 |
| | This system uses bungees to assist in opening of the canopy | | | |
| CP9 | Stepped bushes (for 6mm bolt presses into 7.9mm hole) can be reamed to 1/4" | | | 6 |
| CP9.1 | 6mm nylon washer | | | 1 |
| |  | | | |
| CP10 | canopy left and right pair | | | 7250.8 |
| EC1 | Aerovee engine mount | | | 4554 |
| |  | | | |
| | Jabiru mount (4 cyl) | | | 4554 |
| | Jabiru mount (6 cyl) | | | 4554 |
| |  | | | |

| | | | | |
|--|---|----------------------------|--|--------|
| |  | | | |
| | Rotax mount with rubbers | | | 8500.8 |
| | Rotax engine mount ring | | | 2213.8 |
| UC5 / UC9 | Main & tail u/c clamp plates | | | 195.5 |
| |  | | | |
| UC3 | Aluminium tube on gear leg for brake tube | | | 34 |
| UC10F | Unlocking tailwheel with tailspring (complete assy) | (now with sealed bearings) | | 2191 |
| |  | | | |
| UC11 | Wheel spat mounting brkt set (brake calipers must face forward) | | | 345 |
| |  | | | |
| NW1 (weldment) | Nose wheel assy | | | 3220 |
| NW2 (rim,tyre & tube) |  | | | 805 |
| (not applicable if building taildragger !) | | | | |
| WR3 | Wing root fillets (full set with ribs) | | | 3,307 |
| |  | | | |

| | | | | |
|------------------------|---|--|--|--------|
| W50 | Moulded wingtips (pair) | | | 1200 |
| |  | | | |
| HT50 | Stab fairings | | | 550 |
| |  | | | |
| SP12 | Spoiler frt plates (pair) | | | 504 |
| FC40 | Arm rest moulding pair | | | 1450 |
| |  | | | |
| OPTIONAL EXTRAS | | | | |
| EC10 | Spinner and backplate (composite) 10" or 12" (specify) | | | 693.1 |
| UP1 | Basic upholstery kit (seat cushions, stick cover, baggage compartment and head rests in Bull Denim) | | | 1,932 |
| DJ1 | Drilling jig for piano hinges | | | 428.95 |
| |  | | | |
| TS1 | Whisper T shirt (S,M,L&XL) | | | 86.25 |
| |  | | | |
| CAP | Whisper Cap | | | 86.25 |
| |  | | | |

| | | | |
|-----|--|--|--------|
| | | | |
| TR1 | Custom Whisper Trailer (galvanized and road ready but un-registered) | | 33,593 |
| MDL | 1/4 scale model fuselage | | 403 |

Note: all prices on this price list are subject to change.

Note: Whisper Aircraft does not sell completed aircraft. Should you not wish to build your own aircraft we can put you in touch with professional assemblers. Contact us for details.

SPARE PARTS

| | | | |
|----------|---|--|--------|
| UCLG | gear legs (pair) | | 3850 |
| UCTW | tailwheels (ea) (local) | | 402.5 |
| UCTWI | tailwheels (ea) (imported) | | 460 |
| UC10HT | Tail spring (bent and heat treated)(specify tailwheel type) | | 373.75 |
| UC10NS | UC10F without tailspring | | 1000 |
| UC10HORN | Tailspring horn only | | 300 |
| UCSPT | wheel spats (pair) | | 3033 |
| CPFRAME | canopy frame (new type) | | 698.25 |
| COWLING | spare cowling (frog eye) | | 2682 |
| NUCOWL | spare cowling (non closing inlets) | | 3219 |
| UCCOVERS | spare gear door covers - pair | | 300 |

ACTUAL RECOMMENDED SPRUCE ORDER LIST (UPDATED MAR 09)

www.aircraftspruce.com
 225 Airport Circle
 Corona, CA 92880
 Tel: 951-372-9555
 Fax: 951-372-0555



| part number | description | | QTY |
|-------------|-------------------------------------|------------------------------------|-----|
| 13-01300 | Seat Belts | | 2 |
| 06-15600 | Tailwheel springs with clips/chains | tailwheel steering | 1 |
| _10560 | Gascolator | engine | 1 |
| _10371 | Gascolator bracket | mount gascolator | 1 |
| _4002-8 | Camloc stud | cowling | 16 |
| 4002-G | Camloc grommet | cowling | 16 |
| 244-16 | Camloc receptacle floating | cowling | 16 |
| 28-3-M | Nicopress sleeves for 1/8" cable | elevr/rudder cables | 20 |
| AN100C-4 | Thimbles | elevr/rudder cables | 20 |
| AN135-16S | Turnbuckles | elevator cables | 2 |
| CC3251 | Snapvent set | canopy vents | 1 |
| MS20257P3-6 | Piano hinge folded 6' length | spoilers (CAN CUT INTO 3' LENGTHS) | 6 |
| MS20001P3-6 | Piano hinge extruded 6' length | ailerons/elevator | 2 |
| MS20220-2 | Pulley 3" for 1/8" cable | elevator cables | 2 |
| F5000-08 | Anchor nuts 8-32 metal floating | covers/spats | 100 |
| AN426AD | Rivets 3/32"*1/4" (1/4 lb) | attach anchor nuts | 1 |
| MS24693C50 | SS mach screws 8-32 1/2" | covers/spats/ail/elev/rud pedals | 400 |
| MS24693C272 | SS mach screws 10-32 1/2" | rudder pedals | 50 |
| AN366F-428 | 1/4" anchor nut | ail/spats/canopy | 8 |

| | | | |
|--|-----------------------------------|--|-----|
| 05-17700 | Finger Strainer | fuel tank | 1 |
| LG4S-T-0.343 | Quick release pins | rudder pedals | 2 |
| TYRES/TUBES (NAC South Africa prices similar - enquire) | | | |
| 06-05000 | 5.00-5 Flight Mate tube | | 2 |
| 06-05100-3 | 5.00-5 Tyre | good year 6 ply flight custom recommended | 2 |
| GROVE PARTS OR EQUIV | | | |
| 50-1A/06-00094 | 500-5 wheel / brake set | | 1 1 |
| 5018/06-00601 | axle | | 2 2 |
| 5510 or 06-11800 | axle nut | | 2 2 |
| 5710/06-00852 | axle spacer | | 4 4 |
| 675-1/06-00097 | master cylinder With reservoir | | 2 2 |
| 670-2/06-00866 | master cylinder without reservoir | order if using dual brakes | 2 |
| 5801/06-00855 | axle bolt kit (AN4-20A 8 off) | | 1 1 |
| BOLTS | | | |
| AN3-6 | Bolts | rudder pedals | 8 |
| AN3-12 | Bolts | rudder pedals | 20 |
| AN3-12A | Bolt | rudder pedals | 8 |
| AN3-15 | Bolt | turnbuckle to stick | 2 |
| AN3-16A | Bolt | elevator drives | 2 |
| AN3-6 | Bolt | master cylinder assy | 6 |
| AN4-4 | Bolt | rudder cable slider adjusters | 10 |
| AN4-7 | Bolt | aileron pushrod joint at wing root | 2 |
| AN4-10A | Bolt | rud cable to horn | 2 |
| AN4-10A | Bolt | cable junction plates | 8 |
| AN4-10 | Bolt | rudder pedals | 8 |
| AN4-11 | Bolt | cable attach elev bcrank,rud pedals | 12 |
| AN4-11A | Bolt | elev bellcrank/rudder pedal slider to f/wall | 20 |
| AN4-12A | Bolt | tailspring attach/rudder pedal sliders | 8 |
| AN4-13A | Bolt | jab/rtx adapter joiners | 10 |
| AN4-16A | Bolt | rotax adapter brkts | 4 |
| AN4-20A | Bolt | fuel tank rear support | 1 |
| AN4-20A | Bolt | elev bcrank clamp | 1 |
| AN4-26A | Bolt | jab/rtx adapter brkts | 10 |
| AN4-32A | Bolt | jabiru engine attach | 4 |
| AN4-4A | Bolt | spat rear attach | 2 |
| AN4-5A | Bolt | elevator pulley brkt attach | 4 |
| AN4-6 | Bolt | canopy door pivot | 4 |
| AN4H-17A (drilled head | Bolt | aileron bellcrank | 2 |
| AN5-19A | Bolts | undercarriage attach | 4 |
| AN5-20 | Bolt | elevator pulley pivot | 1 |
| AN5-23 | Bolt | joystick pivot | 1 |
| AN5-32A | Bolt | rear wing attach | 2 |
| AN6-12A | Bolt | tailspring attach | 1 |
| AN6-15A | Bolt | undercarriage attach | 2 |
| AN6-31A | Bolt | engine mount to firewall | 4 |
| NUTS | | | |
| AN365-832A | Nyloc nuts 8-32 | ail/elevator hinges | 400 |
| AN365-1032 | nyloc nuts | rudder pedals+spare | 100 |
| AN365-428A | Nyloc nuts | elevator pulley brkt attach+various | 100 |
| AN365-524A | Nyloc Nuts | rear wing attach+spare | 50 |
| AN365-624A | Nyloc nut | engine mount to firewall+various | 20 |
| AN345-428 | Plain nuts | rod end check nuts | 20 |
| AN310-3 | Castle nuts | master cylinder assy,rudder pedals +various | 40 |
| AN310-4 | Castle nuts 1/4" | rudder pedals | 40 |
| AN310-5 | Castle nut | various | 20 |
| AN310-6 | Castle nuts | t/wheel+var | 10 |
| WASHERS | | | |
| AN970-3 | Washers large | various | 50 |
| AN970-4 | Washers Large 1/4" | various | 50 |
| AN970-6 | Washers | tailspring attach+various | 50 |

| | | | |
|--------------------|-----------------------------|--------------------------|-----|
| AN960-416 | Washers 1/4" | various | 50 |
| AN960-516 | Washers | rear wing attach+spare | 50 |
| AN960-616 | Washers | undercarriage attach | 50 |
| AN960-316 | Washers | various | 50 |
| A 3135-017-935 | Washers Tinnerman | spats&hinges | 200 |
| ROD ENDS | | | |
| GMM-4M-675 | Aurora male 1/4" rod end RH | Ailerons | 10 |
| COTTER PINS | | | |
| MS24665-360 | cotter pins | wheel nuts / elev bcrank | 10 |
| cotter pin -3 nuts | cotter pins | | 100 |
| cotter pin -4 nuts | cotter pins | | 100 |
| cotter pin -5 nuts | cotter pins | | 20 |
| cotter pin -6 nuts | cotter pins | | 20 |
| CABLE | | | |
| 05-04300 | 7X19 SS 1/8" cable | | 50m |
| TAPS | | | |
| | 8-32 UNF | | 1 |
| | 10-32 UNF | | 1 |
| REAMERS | | | |
| | 1/4" | | 1 |
| | 5/16" | | 1 |